

# Parking lots

The users of MKA system performing purchases of transport services offered on the routes of the Fast Commuter Rail or integrated services can also book a space in the Park&Ride lot located in Tarnów.

Parking service is recorded on MKA Card or in iMKA Mobile Application. A PIN code is generated when you purchase a service through the Portal or iMKA Application, allowing you to use the parking space without the need to carry an MKA Card or iMKA application with you.

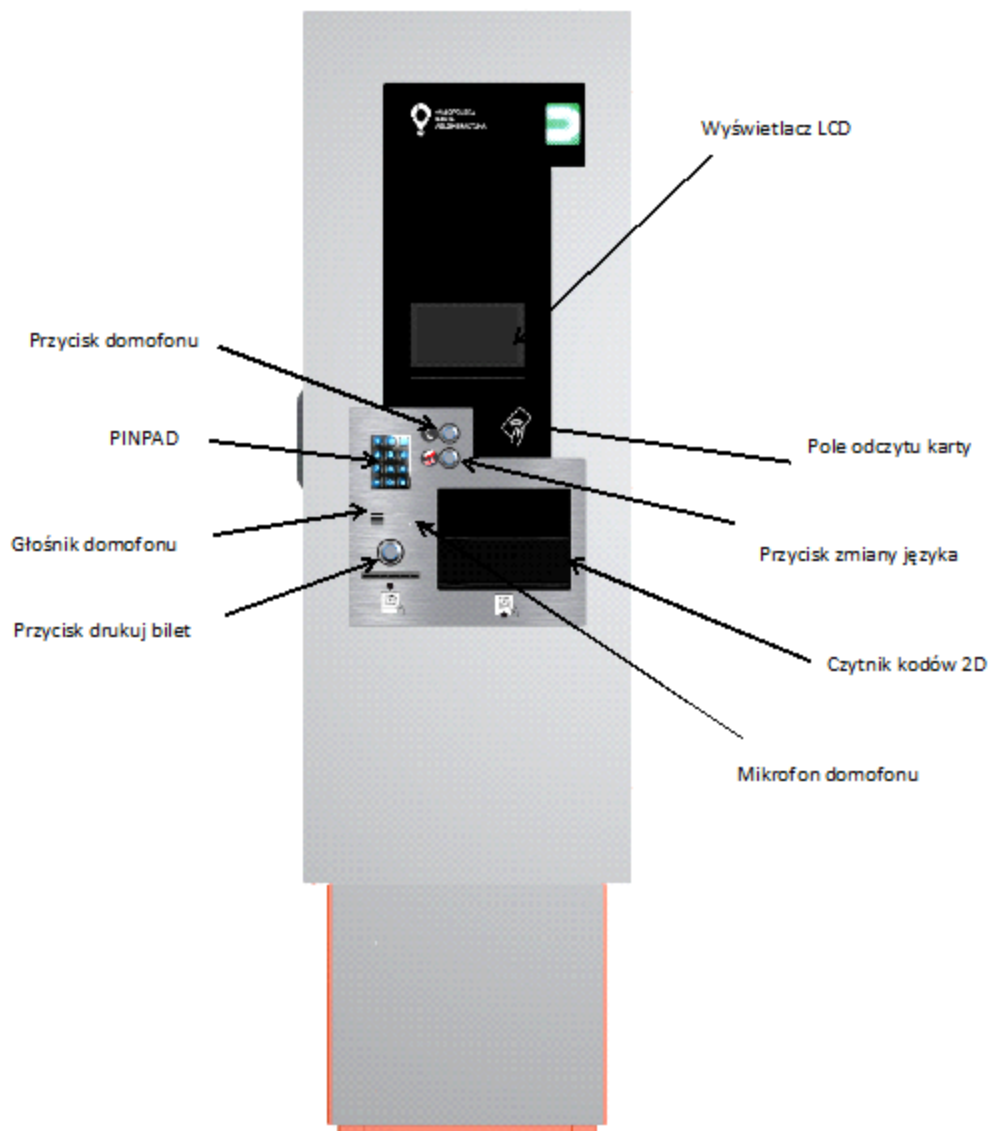
There are certain facilities for the Customers who will be often accessing and leaving the parking lot:

1. Option to get an RFID sticker to be fixed on the car, which will be automatically scanned during accessing and leaving through the parking terminal. You can get the sticker free of charge at the Customer Service Point.
2. Option to register your vehicle's license plate number. When entering or leaving, the parking devices will scan your license plate and automatically open the gate. You can register your license plate number in the MKA system on your own, by logging in to your account in the Portal or the Customer Support Point.

Parking terminals allow to identify the MKA system users by means of MKA card, iMKA application, PIN code, vehicle's license plate number or RFID sticker.



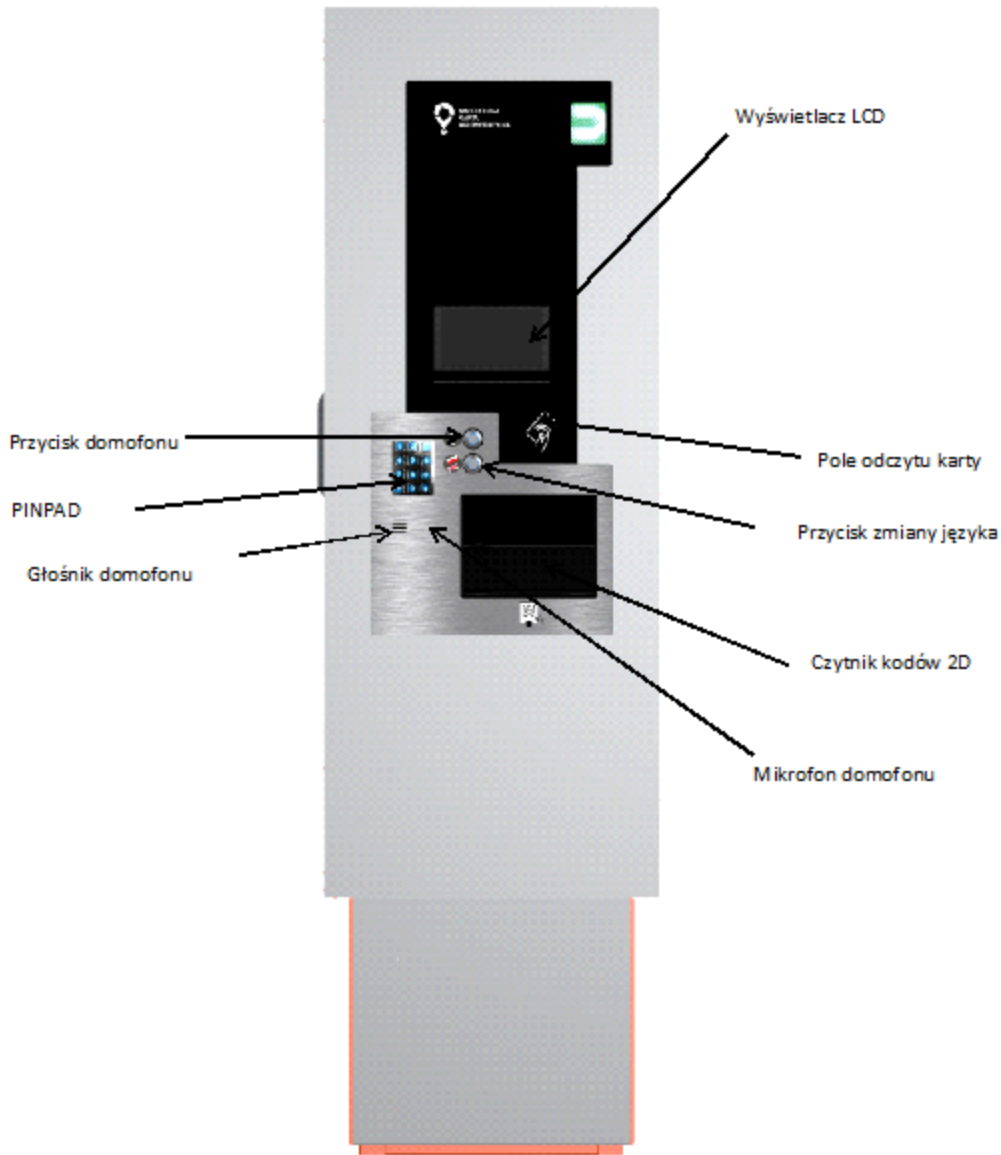
Terminal wjazdowy



Funkcje terminala wjazdowego



Terminal wyjazdowy



Funkcje terminala wyjazdowego

## How does the parking terminal operate:


### ENTRANCE

Approach the entry gate. Stop in front of the bar near the access terminal. Terminal screen will display:

## PROSZĘ WPROWADZIĆ IDENTYFIKATOR



## ALBO POBRAĆ BILET



### If you have the MKA Card:

Hold the card near the terminal, on the place marked as the card reading area.

Wait until the card is read and recognized by the system, which will be confirmed with a sound.

### If you have the iMKA Mobile Application:

Get the Application ready for checking. Insert your device into the terminal reader.

Wait until the code from the mobile device is read by the system, which will be confirmed with a sound.

### If you want to use the PIN code:

Enter your PIN code on the terminal keyboard and confirm with „#” button. PIN will appear on the screen as the following string of characters “\*\*\*\*\*”.

Wait for authorization.

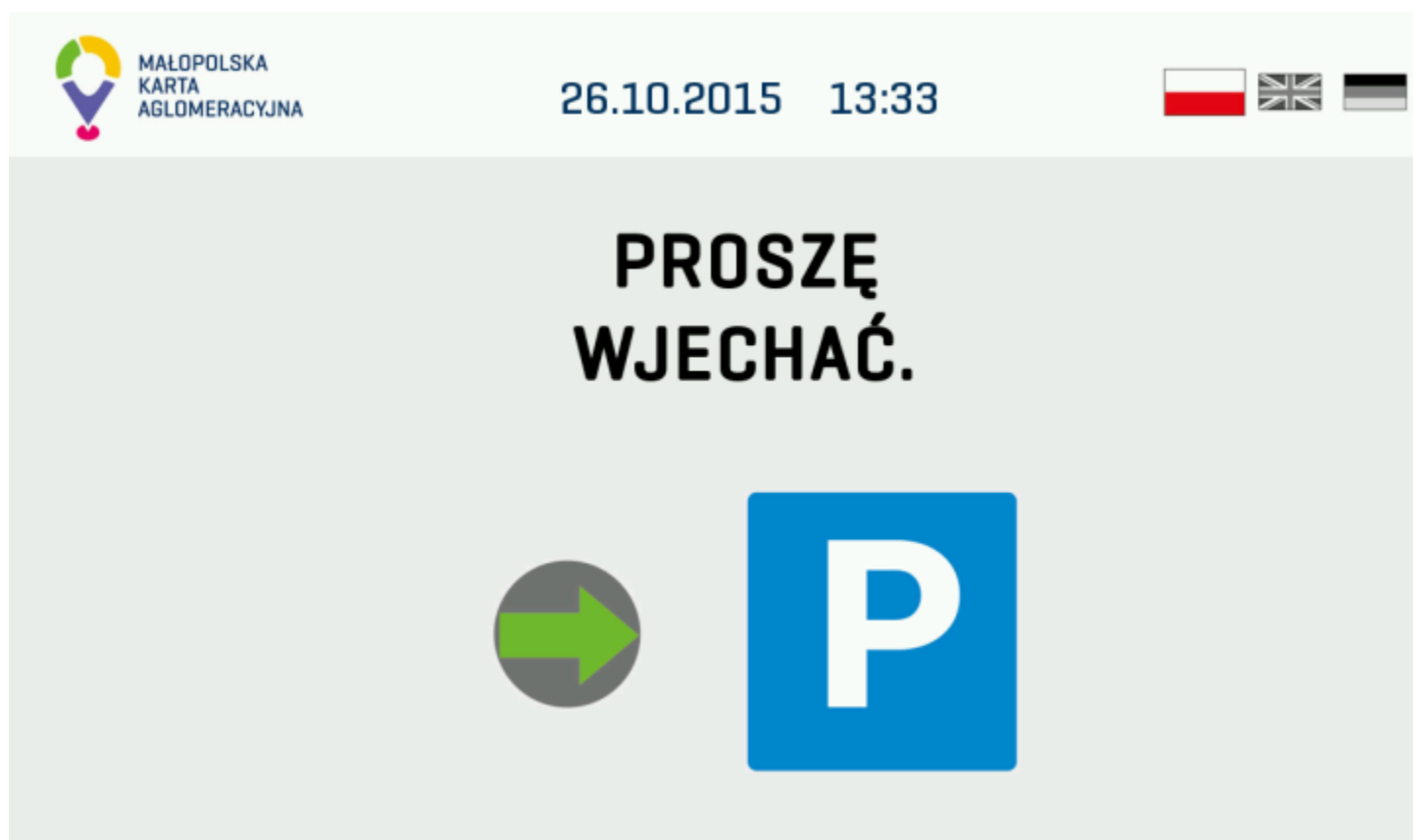
If you have the RFID sticker:

Wait until the RFID system recognizes the data from the sticker on your vehicle.

If you had registered your vehicle's license plate number:

Wait until the license plate is recognized by the system, which will be confirmed with a sound.

When your rights are validated positively, the bar will open and the terminal screen will display the message:  
"Please enter".



Wait until the bar is fully raised and enter the parking lot. The bar will close automatically.

## EXIT

Approach the exit. Stop in front of the bar near the exit terminal. Terminal screen will display:

**PROSZĘ  
WPROWADZIĆ  
IDENTYFIKATOR**



**ALBO ZESKANOWAĆ  
BILET**



**If you have the MKA Card:**

Hold the card near the terminal, on the place marked as the card reading area.

Wait until the card is read and recognized by the system, which will be confirmed with a sound.

**If you have the iMKA Mobile Application:**

Get the Application ready for checking. Insert your device into the terminal reader.

Wait until the code from the mobile device is read by the system, which will be confirmed with a sound.

**If you want to use the PIN code:**

Enter your PIN code on the terminal keyboard and confirm with „#” button. PIN will appear on the screen as the following string of characters “\*\*\*\*\*”.

Wait for authorization.

**If you have the RFID sticker:**

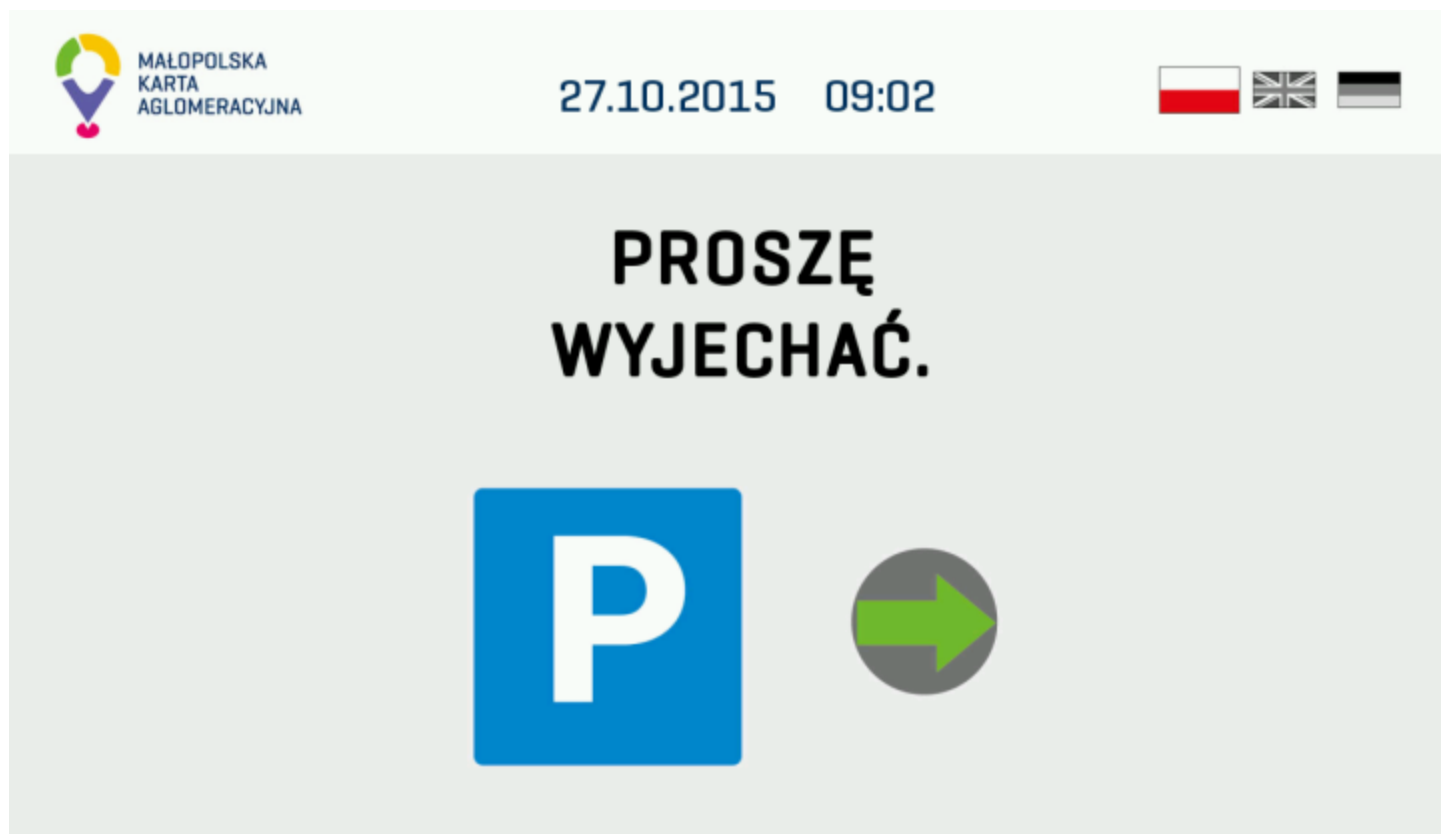


Wait until the RFID system recognizes the data from the sticker on your vehicle.

If you had registered your vehicle's license plate number:

Wait until the license plate is recognized by the system, which will be confirmed with a sound.

The bar will open and the terminal screen will display the message: "Please exit".



Wait until the bar is fully raised and exit the parking lot. The bar will close automatically.